

DIAGNOSTIC IMAGING REPORT

UNIT #: **CB00289266** SITE: CAPE BRETON REGIONAL FACILITY
1482 GEORGE ST.
SYDNEY, NS B1P-1P3

PT NAME: COPP, DOUGLAS FINLEY DOB: 03/08/1951 SEX: M

ADDRESS: 563 CHARLOTTE ST HC #: 0011427564 FRP: DOH
SYDNEY, NS B1P 1E6 PT PHONE #: (902)567-1227

REQ #: 07-0132667 PT. TYPE: REG CLI PT. LOC.: CB.DI
DATE/TIME: **01/10/07 0820** ACCT #: CF0203828/07

ORD. DR.: BOUCHER, CHARLES BENJAMIN MD

COPIES TO: **BOUCHER, C BEN MD**

CATEGORIE(S): CAT SCAN
PROCEDURE(S): **ABD PELVIS WO CONTRAST-AB**

CT ABDOMEN AND PELVIS

INDICATION: Right upper quadrant pain.

FINDINGS: Axial images were obtained through the abdomen and pelvis following administration of oral contrast. No IV contrast was administered due to the patients' history of allergy. The examination is somewhat limited due to lack of IV contrast.

There is a 0.4cm size low-density lesion in Segment VIII of the liver, which is too small to be characterized. The rest of the liver, pancreas, and adrenal glands are normal. A 1.5cm size cyst is seen in the anterior aspect of the spleen. A few small cysts are seen in both kidneys. No lymphadenopathy is seen in the abdomen and pelvis. No ascites. Diverticulosis is seen in the left colon but no evidence of diverticulitis. The rest of the bowel loops are unremarkable.

The visualized lung bases are clear. No aggressive bony lesion is identified.

IMPRESSION:

A few small cysts in the kidneys and spleen.

There is a tiny low-density lesion in Segment VIII of the liver, which is too small to be characterized but likely in keeping with a cyst. This could be further assessed by ultrasound.

Colonic diverticulosis .

The rest of the examination is unremarkable.

PT NAME: DOUGLAS FINLEY COPP

HC #: 0011427564

UNIT #: CB00289266

Dictated By: ABBASIAN, ALI MD
(Electronically signed by
ALI ABBASIAN MD)

Transcribed By: SMP
Date/Time: 05/10/07 0858

Dictated Date/Time: 02/10/07 1030

CAPE BRETON REGIONAL FACILITY
Report #: 0510-0092

Ordering Physician's copy
BOUCHER, C BEN MD

Cape Breton Healthcare Complex

DIAGNOSTIC IMAGING REPORT

UNIT #: **CB00289266** SITE: CAPE BRETON REGIONAL FACILITY
1482 GEORGE ST.
SYDNEY, NS B1P-1P3

PT NAME: COPP, DOUGLAS FINLEY DOB: 03/08/1951 SEX: M

ADDRESS: 563 CHARLOTTE ST HC #: 0011427564 FRP: DOH
SYDNEY, NS B1P 1E6 PT PHONE #: (902)567-1227

REQ #: 07-0128801 PT. TYPE: REG CLI PT. LOC.: CB, DI
DATE/TIME: **24/09/07 0808** ACCT #: CF0138262/07

ORD. DR.: BOUCHER, CHARLES BENJAMIN MD

COPIES TO: **BOUCHER, C BEN MD**

CATEGORIE(S): ULTRASOUND
PROCEDURE(S): **ABDOMEN 3 OR MORE ORGANS-AB**

ULTRASOUND ABDOMEN

CLINICAL INDICATION: ? cholelithiasis.

FINDINGS: The liver, gallbladder, and pancreas are normal. No intra or extrahepatic biliary dilatation. Normal both kidneys except for the presence of a cortical cyst. The spleen is of normal size.

Dictated By: MURAD, MOAZZAM MB BS, FRCR
(Electronically signed by
MOAZZAM MURAD MB BS, FRCR)

Transcribed By: SMP
Date/Time: 26/09/07 1325

Dictated Date/Time: 24/09/07 1007

Guysborough Antigonish Strait
Health Authority

STRAIT RICHMOND HOSPITAL
LABORATORY SERVICES

RR 1 CLEVELAND
RICHMOND CO., NS B0E 1J0
Lab Fax (902)625-2078

NAME: COPP, DOUGLAS FINLEY
UPHI#: 0011427564 UNIT#: SRO0043482
DOB: Aug 3 1951 AGE/SEX: 56/M
ACCT#: LA0019241/07
ADDRESS: 563 CHARLOTTE ST
ADDRESS: SYDNEY, NS, B1P 1E6
PHONE#: (902)567-1227
LOCATION: SR.LAB ROOM/BED:
ATTENDING DR: BOUCHER, C BEN MD
SUBMITTING DR: BOUCHER, C BEN MD
COPIES TO :

Specimen: 1709:U00277R

Collected: 17/09/07-1230

Received: 17/09/07-1230

TEST	RESULTS	FLAG	REFERENCE RANGE
<i>URINALYSIS</i>			
<i>URINE MACROSCOP</i>			
> COLOR	YELLOW		
> APPEARANCE	CLEAR		
> SPECIFIC GRAVIT	>= 1.030		
> PH	5.0		
> PROTEIN	NEGATIVE		<0.1 g/L
> KETONES	NEGATIVE		<0.5 mmol/l
> BILIRUBIN	NEGATIVE		NEGATIVE
> BLOOD	NEGATIVE		NEGATIVE
> NITRITE	NEGATIVE		NEGATIVE
> UROBILINOGEN	3.2		<17.0 umol/L
> LEUK ESTERASE	NEGATIVE		NEGATIVE
> GLUCOSE, URINE	NEGATIVE		<1.7 mmol/L

Guysborough Antigonish Strait
Health Authority

STRAIT RICHMOND HOSPITAL
LABORATORY SERVICES

RR 1 CLEVELAND
RICHMOND CO., NS B0E 1J0
Lab Fax (902)625-2078

NAME: COPP, DOUGLAS FINLEY
UPHI#: 0011427564 UNIT#: SR00043482
DOB: Aug 3 1951 AGE/SEX: 56/M
ACCT#: LA0019241/07
ADDRESS: 563 CHARLOTTE ST
ADDRESS: SYDNEY, NS, B1P 1E6
PHONE#: (902)567-1227
LOCATION: SR.LAB ROOM/BED:
ATTENDING DR: BOUCHER, C BEN MD
SUBMITTING DR: BOUCHER, C BEN MD
COPIES TO :

Specimen: 1709:HE00655R

Collected: 17/09/07-1230

Received: 17/09/07-1230

TEST	RESULTS	FLAG	REFERENCE RANGE
> ESR	5		0-10 mm/Hr
CBC WITH DIFF			
> WBC	5.7		4.5-11.0 10e9/L
> RBC	4.83		4.60-6.20 10e12/L
> HGB	150		135-180 g/L
> HCT	0.43		0.40-0.54 L/L
> MCV	88.4		76-96 fL
> MCH	31.1		27-32 pg
> MCHC	351		320-360 g/L
> RDW	0.130		0.115-0.145
> PLTS	206		150-450 10e9/L
> MPV	9.6		7.4-10.4 fL
> NEUTS (AUTO)	0.633		0.400-0.740
> LYMPHS (AUTO)	0.236		0.190-0.480
> MONOS (AUTO)	0.108	H	0.034-0.090
> EOSINS (AUTO)	0.021		0.000-0.070
> BASOS (AUTO)	0.002		0.000-0.020
> NEUTS #	3.6		1.8-7.8 10e9/L
> LYMPHS #	1.4		1.0-4.8 10e9/L
> MONOS #	0.6		0.0-1.0 10e9/L
> EOSINS #	0.1		0.0-0.5 10e9/L
> BASOS #	0.0		0.0-0.2 10e9/L

Guysborough Antigonish Strait
Health Authority

STRAIT RICHMOND HOSPITAL
LABORATORY SERVICES

RR 1 CLEVELAND
RICHMOND CO.,NS BOE 1J0
Lab Fax (902)625-2078

NAME: COPP, DOUGLAS FINLEY
UPHI#:0011427564 UNIT#: SRO0043482
DOB: Aug 3 1951 AGE/SEX: 56/M
ACCT#:LA0019241/07
ADDRESS: 563 CHARLOTTE ST
ADDRESS: SYDNEY,NS,B1P 1E6
PHONE#: (902)567-1227
LOCATION: SR.LAB ROOM/BED:
ATTENDING DR: BOUCHER,C BEN MD
SUBMITTING DR: BOUCHER,C BEN MD
COPIES TO :

Specimen: 1709:CH00785R Collected: 17/09/07-1230 Received: 17/09/07-1230

TEST	RESULTS	FLAG	REFERENCE RANGE
> GLUCOSE RANDOM	6.1		3.8-6.1 mmol/L
> UREA	8.9	H	0-8.3 mmol/L
> CREATININE	82		62-106 umol/L
LYTES			
> SODIUM	141		136-145 mmol/L
> POTASSIUM	4.7		3.5-5.1 mmol/L
> CHLORIDE	105		98-107 mmol/L
> URIC ACID	361		<420 umol/L
> BILI, TOTAL	5.3		0-17 umol/L
> BILI, DIRECT	1.4		0.0-3.4 umol/L
> AST	27.1		0-37 U/L
> ALT	47.4	H	7-40 U/L
> LK PHOSPHATASE	83		40-129 U/L
> LDH	195		135-225 U/L
> CK	290	H	0-170 U/L

Specimen: 1709:IA00412R Collected: 17/09/07-1230 Received: 17/09/07-1230




























TEST	RESULTS	FLAG	REFERENCE RANGE
> TSH	0.92		0.27-4.20 mIU/L
> FREE T4	14.5		12.00-22.00 pmol/L
> FERRITIN	336.6		30-400 ug/L
> FOLATE	19.0		9.5-45.2 nmol/L
> VITAMIN B12	446.2		179.0-660.0 pmol/L
> PSA	1.38		0.0-3.89 ug/L

Laboratory - Toxicology

Hematology	Coagulation	Urines	Other Body Source	Miscellaneous
Blood Gas	Chemistry	Toxicology	Immunology	Serology

Earlier Later

	15/2/08 14:20
Urine Aluminum	☺
Urine Antimony	☺
Urine Arsenic	☺
Urine Random Barium	☺
Urine Beryllium	☺
Urine Bismuth	41.19 ☺
Urine Cadmium	☺
Urine Lead	☺
Urine Random Mercury	☺
Urine Nickel	☺
Urine Silver	☺
Ur Random Strontium	0.51 ☺
Urine Thallium	☺
Urine Uranium	☺

- Record List 
- Other Visit 
- Special Panels 
- 24 Hour 
- Allergies 
- Vital Signs 
- I & O 
- Notes 
- Medications 
- Order History 
- Laboratory 
- Microbiology 
- Blood Bank 
- Pathology 
- Imaging 
- Other Reports 
- Care Trends 
- Care Activity 
- History 
- Summary 
- Encounters 
- Referrals 
- Graph 
- Orders 
- Document 
- Sign 
- Other Menu 



DOB: 3/8/51 56 M

Copp, Douglas Findley

Multiple / SR00043482 / NSTL0027420
Multiple

Laboratory - Hematology

Hematology	Coagulation	Urines	Other Body Source	Miscellaneous
Blood Gas	Chemistry	Toxicology	Immunology	Serology

Earlier Later

	17/9/07 12:30
WBC	5.7
RBC	4.83
Hgb	150
Hct	0.43
MCV	88.4
MCH	31.1
MCHC	351
RDW	0.130
Plt Count	206
MPV	9.6
Neut Rel Value	0.633
Lymph Rel Value	0.236
Mono Rel Value	0.108 H
Eos Rel Value	0.021
Baso Rel Value	0.002
Neut #	3.6
Lymph #	1.4
Mono #	0.6
Eos #	0.1
Baso #	0.0
ESR	5

- Record List
- Other Visit
- Special Panels
- 24 Hour
- Allergies
- Vital Signs
- I & O
- Notes
- Medications
- Order History
- Laboratory
- Microbiology
- Blood Bank
- Pathology
- Imaging
- Other Reports
- Care Trends
- Care Activity
- History
- Summary
- Encounters
- Referrals
- Graph
- Orders
- Document
- Sign
- Other Menu






























Laboratory - Chemistry

Hematology	Coagulation	Urines	Other Body Source	Miscellaneous
Blood Gas	Chemistry	Toxicology	Immunology	Serology

Earlier Later

	17/9/07 12:30	17/9/07 12:30
Sodium	141	
Potassium	4.7	
Chloride	105	
Urea	8.9 H	
Creatinine	82	
Random Glucose	6.1	
Uric Acid	361	
Ferritin		336.6
Total Bilirubin	5.3	
Direct Bilirubin	1.4	
AST	27.1	
ALT	47.4 H	
Lactate Dehydrogenase	195	
Total Creatine Kinase	290 H	
Alkaline Phosphatase	83	
Prostate Specific Ag		1.38
Vitamin B12		446.2
Folate		19.0
Free T4		14.5
TSH		0.92

- Record List 
- Other Visit 
- Special Panels 
- 24 Hour 
- Allergies 
- Vital Signs 
- I & O 
- Notes 
- Medications 
- Order History 
- Laboratory 
- Microbiology 
- Blood Bank 
- Pathology 
- Imaging 
- Other Reports 
- Care Trends 
- Care Activity 
- History 
- Summary 
- Encounters 
- Referrals 
- Graph 
- Orders 
- Document 
- Sign 
- Other Menu 



Filed
AUG 7 11 23 AM '07

CBRH

ST. MARTHA'S REGIONAL HOSPITAL

Antigonish, Nova Scotia

Sydney

CT X-RAY CONSULTATION

Surname: Copp Christian Names: Douglas F.

(Block letters please)

Age: Aug 3, 1951 Address: Sydney, NS 567-1227

Hospital No. Class: (Please tick) Priv. WCB. DVA. DPH.

Ward: Doctor: C.B. Bouche Previously Examined Here? Yes No

For Out Patients, Please Specify: Insured Uninsured M.S.I. 0011-427-564

Requests should contain the following information and be signed by the attending Doctor:

1. Provisional Diagnosis:

RUQ pain
N 4 D

2. Significant Clinical Findings:

- tenderness
RUQ
- ? enlarged
liver

3. Examination Desired:

CT abd.

4. Signed: [Signature]

5. Date: 16/8/07

8440330

FOR X-RAY DEPARTMENT USE ONLY

X-Ray Serial Number:

Date Request Received:

Date of examination:

Films Used

6 x 8 8 x 10
10 x 12 11 x 14
14 x 17 Dental:

Views Taken

Part	Cms.	KV.	MaS.	Dist.

T units R units

Films taken by:

Wet films checked by:



London Laboratory Services Group
A Joint Venture of London Health Sciences
Centre and St Joseph's Health Centre London

P.O. Box 5010 • London • Ontario • N6A 4G5

*** Client Report ***

Name: **Copp, Douglas Finley**

Client Reference #

Sex: Male • Age: 55 years • DOB: 1951/08/03

PIN: 900-568284

Doctor: Unknown Physician, Physician

Hospitals in Common Labs

600-18 Wyford Dr
Toronto ON M3C 3S2

Finley

SRH

SR
43482

Comments: 1608-1-4564060210

T r a c e E l e m e n t s
339 Windermere Rd, London

Sample Date 2007/07/03
Collection Time 17:00

5

TEST	REF RANGE	UNITS	
Lead,U	[0.0-14.5]	nmol/L	6.3
Lead,U	[0.00-1.91]	umol/mol creatinine	0.51
Mercury,U	[0.0-15.0]	nmol/L	1.5
Mercury,U	[0.00-1.97]	umol/mol creatinine	0.12
Arsenic,U	[0.00-0.53]	umol/L	0.33
Arsenic,U	[0.0-70.0]	umol/mol creatinine	27.1
Arsenic,U	[0.0-46.4]	ng/mg creatinine	18.0
Aluminum,U	[0.00-0.63]	umol/L	0.19
Aluminum,U	[0.0-82.9]	umol/mol creatinine	15.1
Cadmium,U i	[0.0-13.4]	nmol/L	8.9
Cadmium,U	[0.00-1.91]	umol/mol creatinine	0.72
Cadmium,U	[0.000-0.013]	umol/L	0.009
Thallium,U	[0.00-1.96]	nmol/L	1.71
Thallium,U	[0-266]	nmol/mol creatinine	139
Antimony,U	[0.00-0.46]	nmol/L	0.31
Antimony,U	[0.000-0.061]	umol/mol creatinine	0.025
Barium,U	[0.0-25.2]	nmol/L	41.5 H
Barium,U	[0.00-3.35]	umol/mol creatinine	3.37 H
Beryllium,U	[0.0-11.1]	nmol/L	1.2
Beryllium,U	[0.00-1.50]	umol/mol creatinine	0.10
Bismuth,U	[0.00-0.34]	nmol/L	12.17 H
Bismuth,U	[0.0-44.1]	nmol/mol creatinine	989.2 H
Nickel,U	[0.0-59.6]	nmol/L	246.9 H
Nickel,U	[0.0-7.8]	umol/mol creatinine	20.1 H
Silver,U	[0.00-0.46]	nmol/L	0.15
Silver,U	[0.0-61.0]	nmol/mol creatinine	12.1
Uranium,U	[0.000-0.042]	nmol/L	0.013
Uranium,U	[0.00-5.53]	nmol/mol creatinine	1.02

2007/07/03 17:00 Cadmium,U:
Reference range for occupationally exposed 28 - 120 nmol/l.

Name: Copp, Douglas Finley

PIN: 900-568284
Visit # 409400436

H = High
C = Critical
c = corrected
f = footnote
L = Low
= Abnormal
i = Interpretive Data



London Laboratory Services Group
 A Joint Venture of London Health Sciences
 Centre and St Joseph's Health Centre London

P.O. Box 5010 • London • Ontario • N6A 4G5

*** Client Report ***

Name: Copp, Douglas Finley
 Client Reference #
 Sex: Male • Age: 55 years • DOB: 1951/08/03
 PIN: 900-568284
 Doctor: Unknown Physician, Physician
 Hospitals in Common Labs
 600-18 Wyford Dr
 Toronto ON M3C 3S2

Comments: 4562477475

1237401130

Trace Elements
 339 Windermere Rd, London

Sample Date 2006/08/14
 Collection Time 00:01

TEST	REF RANGE	UNITS	
Lead,U	[0.0-14.5]	nmol/L	10.1
Lead,U	[0.00-1.91]	umol/mol creatinine	1.61
Mercury,U	[0.0-15.0]	nmol/L	1.5
Mercury,U	[0.00-1.97]	umol/mol creatinine	0.24
Selenium,U	[0.25-1.14]	umol/L	0.65
Selenium,U	[33-150]	umol/mol creatinine	103
Arsenic,U	[0.00-0.53]	umol/L	0.63 H
Arsenic,U	[0.0-70.0]	umol/mol creatinine	99.6 H
Arsenic,U	[0.0-46.4]	ng/mg creatinine	65.9 H
Aluminum,U	[0.00-0.63]	umol/L	0.40
Aluminum,U	[0.0-82.9]	umol/mol creatinine	64.1
Copper,U	[0.04-0.19]	umol/L	0.04
Copper,U	[4.80-24.95]	umol/mol creatinine	6.75
Zinc,U	[0.9-6.1]	umol/L	19.4 H
Zinc,U	[0.12-0.81]	mmol/mol creatinine	3.07 H
Chromium,U	[1.7-10.0]	nmol/L	100.0 H
Chromium,U	[0.23-1.32]	umol/mol creatinine	15.87 H
Cadmium,U	[0.0-13.4]	nmol/L	2.2
Cadmium,U	[0.00-1.91]	umol/mol creatinine	0.35
Cadmium,U	[0.000-0.013]	umol/L	0.002
Thallium,U	[0.00-1.95]	nmol/L	0.98
Thallium,U	[0-266]	nmol/mol creatinine	155
Iron,U	[0.02-0.24]	umol/L	0.04
Iron,U	[2.4-31.3]	umol/mol creatinine	5.7
Calcium,U	[30.0-170.0]	mg/L	320.0 H
Calcium,U	[0.75-4.25]	mmol/L	8.00 H
Calcium,U	[99.0-559.0]	mmol/mol creatinine	1269.8 H
Magnesium,U	[15.0-120.0]	mg/L	166.0 H
Magnesium,U	[0.8-4.3]	mmol/L	6.6 H
Magnesium,U	[81.7-654.0]	mmol/mol creatinine	1054.0 H
Boron,U	[0.05-0.65]	mmol/L	0.10
Boron,U	[6.1-85.2]	mmol/mol creatinine	15.3
Cobalt,U	[1.2-14.1]	nmol/L	2.2
Cobalt,U	[0.16-1.85]	umol/mol creatinine	0.35
Manganese,U	[1.3-9.1]	nmol/L	18.8 H
Manganese,U	[0.17-1.20]	umol/mol creatinine	2.95 H
Molybdenum,U	[0.14-1.25]	umol/L	0.06 L
Molybdenum,U	[18-165]	umol/mol creatinine	10 L
Sulfur,U	[4.4-18.7]	mmol/L	29.8 H
Sulfur,U	[0.57-2.46]	mol/mol creatinine	4.70 H

Name: Copp, Douglas Finley

PIN: 900-568284
 Vist # 407419600

H = High
 C = Critical
 c = corrected
 f = footnote
 L = Low
 # = Abnormal
 i = Interpretive Data

Printed: 06/09/07 15:41

Page 1 of 2

London Laboratory Services Group
P.O. Box 5010 • London • Ontario • N6A 4G5
*** Client Report ***

Name: Copp, Douglas Finley
Client Reference #
Sex: Male • Age: 55 years • DOB: 1951/08/03

LHSC PIN: 900-568284
Doctor: Unknown Physician, Physician
Hospitals in Common Labs

Comments: 4562477475

Trace Elements
339 Windermere Rd, London

TEST	REF RANGE	UNITS	2006/08/14 Collection Time 00:01
Tin,U	[4.2-42.2]	nmol/L	4.2
Tin,U	[0.55-6.55]	umol/mol creatinine	0.67
Vanadium,U	[0.26-2.36]	nmol/L	4.22 H
Vanadium,U	[34-310]	nmol/mol creatinine	670 H
Antimony,U	[0.00-0.46]	nmol/L	0.88 H
Antimony,U	[0.000-0.061]	umol/mol creatinine	0.139 H
Barium,U	[0.0-25.2]	nmol/L	77.9 H
Barium,U	[0.00-3.35]	umol/mol creatinine	12.36 H
Beryllium,U	[0.0-11.1]	nmol/L	3.9
Beryllium,U	[0.00-1.50]	umol/mol creatinine	0.62
Nickel,U	[0.0-59.6]	nmol/L	107.3 H
Nickel,U	[0.0-7.8]	umol/mol creatinine	17.0 H
Silver,U	[0.00-0.46]	nmol/L	0.09
Silver,U	[0.0-61.0]	nmol/mol creatinine	14.7
Strontium,U	[0.34-1.82]	umol/L	2.69 H
Strontium,U	[45-240]	umol/mol creatinine	427 H
Uranium,U	[0.000-0.042]	nmol/L	0.029
Uranium,U	[0.00-5.53]	nmol/mol creatinine	4.67

2006/08/14 00:01 Cadmium,U:
Reference range for occupationally exposed 28 - 120 nmol/L.

Name: Copp, Douglas Finley

PIN: 900-568284
Visit # 407419600

H = High
C = Critical
c = corrected
f = footnote
L = Low
= Abnormal
I = Interpretive Data

Printed: 06/09/07 15:41

Print Date [Jul 09, 2007]		Scheduling Nova Scotia **LIVE**		
Print Time [8:09 am]		Appointment List by Provider by User		
		BOUCHER,C BEN MD	Fax []	
Booking Date [Jul 06, 2007]				
Start Dept	[DIAGNOSTIC IMAGING REGIONAL]			
End Dept	[DIAGNOSTIC IMAGING REGIONAL]			
Unit No.	Patient Name Appointment Type	Patient Phone	Health Card No Date	Made By Time
CB.DI	DIAGNOSTIC IMAGING REGIONAL			
CB00289266	COPP, DOUGLAS FINLEY CB.USABD/US-ABDOMEN, 3 OR MORE ORGANS ABDOMEN	(902)567-1227	0011427564 Sep 24, 2007	MACINTPM 8:30 am

*Patient
Notified*

JUL 16 2007

Guysborough Antigonish Strait
Health Authority

STRAIT RICHMOND HOSPITAL
LABORATORY SERVICES

RR 1 CLEVELAND
RICHMOND CO., NS B0E 1J0
Lab Fax (902)625-2078

NAME: COPP, DOUGLAS FINLEY

UPI#: 0011427564

DOB: Aug 3 1951

ACCT#: LA0011244/07

ADDRESS: 563 CHARLOTTE ST

ADDRESS: SYDNEY, NS, B1P 1E6

PHONE#: (902)567-1227

LOCATION: SR.LAB ROOM/BED:

ATTENDING DR: BOUCHER, C BEN MD

SUBMITTING DR: BOUCHER, C BEN MD

COPIES TO :

UNIT#: SR00043482

AGE/SEX: 55/M

Specimen: 0307:U00371R

Collected: 03/07/07-1700

Received: 04/07/07-1234

TEST	RESULTS	FLAG	REFERENCE RANGE
<i>URINALYSIS</i>			
<i>URINE MACROSCOP</i>			
> COLOR	YELLOW		
> APPEARANCE	CLEAR		
> SPECIFIC GRAVIT	1.020		
> PH	6.0		
> PROTEIN	NEGATIVE		<0.1 g/L
> KETONES	NEGATIVE		<0.5 mmol/l
> BILIRUBIN	NEGATIVE		NEGATIVE
> BLOOD	NEGATIVE		NEGATIVE
> NITRITE	NEGATIVE		NEGATIVE
UROBILINOGEN	3.2		<17.0 umol/L
LEUK ESTERASE	NEGATIVE		NEGATIVE
> GLUCOSE, URINE	NEGATIVE		<1.7 mmol/L

St. Martha's Regional Hospital
Antigonish, Nova Scotia B2G 2G5
C B R H
Sydney

Filed
JUL 04 2007

Ultrasound Consultation

Surname: Copp (Block letters please) Christian Names: Douglas

D.O.B. 03, 08, 1951 Address: Sydney, NS

WCB: _____ DVA: _____ MSI: 0011-427-564

Ward: _____ Doctor: C. B. Boucher Previously examined here? Yes No

Requests should contain the following information and be signed by the attending Doctor:

1. Provisional Diagnosis:

? cholelithiasis

2. Significant Clinical Findings:

- pain RUQ
- tenderness RUQ
- recurrent pain 2°
food intake

3. Signed: [Signature]

4. Date Requested: July 3/07

Examination(s) Requested

- Thyroid
- General Abdomen
- Spine
- Appendix
- Pylorus
- Kidneys
- Aorta
- Cerebral
- Thyroid
- Scrotum
- Pelvic (male or female)
- Shoulder
- Hips
- Breast
- Subcutaneous Mass
- Fetal Echo
- Echocardiogram
- Popliteal Fossa

- Biophysical Profile
- Obstetrics
- OBS Recheck
- OBS (Multiple)
- OBS (Multiple RCK)

ULTRASOUND DEPARTMENT USE ONLY:

Number of Films Taken _____

VCR Tape No. _____ to _____

Time _____ Date _____

Sonographer _____

X-Ray Serial Number _____

Date of Examination _____

Cape Breton Healthcare Complex

DIAGNOSTIC IMAGING REPORT

UNIT #: **CB00289266** SITE: CAPE BRETON REGIONAL FACILITY
1482 GEORGE ST.
SYDNEY, NS B1P-1P3

PT NAME: COPP, DOUGLAS FINLEY DOB: 03/08/1951 SEX: M

ADDRESS: 563 CHARLOTTE ST HC #: 0011427564 FRP: DOH
SYDNEY, NS B1P 1E6 PT PHONE #: (902)567-12:7

REQ #: 07-0068750 PT. TYPE: REG CLI PT. LOC.: CB.DI
DATE/TIME: 18/05/07 1036 ACCT #: CF0071150/07

ORD. DR.: BOUCHER, CHARLES BENJAMIN MD

COPIES TO: **BOUCHER, C BEN MD**

CATEGORIE(S): RADIOLOGY
PROCEDURE(S): **CHEST 2 VIEWS-CH**

HISTORY: Bronchitis and pneumonia.

CHEST: Normal.

Dictated By: LATOUR, ANNE H MD CM
(Electronically signed by
ANNE H LATOUR MD CM)

Transcribed By: SMP
Date/Time: 25/05/07 0950

Dictated Date/Time: 1502192 1510

Delivered To : FAX TO 625-1842

Cape Breton District Health Authority
1482 George Street
Sydney, Nova Scotia B1P 1P3
CAPE BRETON REGIONAL
LABORATORY SERVICES
(902)567-7923

NAME: COPP, DOUGLAS FINLEY
UPHI#:0011427564
DOB: Aug 3 1951
ACCT#:CF0071511/07
ADDRESS: 563 CHARLOTTE ST
ADDRESS: SYDNEY, NS, B1P 1E6
PHONE#: (902)567-1227
LOCATION: CB.LAB
ATTENDING DR: BOUCHER, C BEN MD
SUBMITTING DR: BOUCHER, C BEN MD
COPIES TO : FAX TO 625-1842

Specimen: 1805:HE00595R Collected: 18/05/07-1153 Received: 18/05/07-1226

TEST	RESULTS	FLAG	REFERENCE RANGE
EOSINS #	0.1		0.0-0.7 10e9/L
BASOS #	0.0		0.0-0.2 10e9/L

Specimen: 1805:IA00417R Collected: 18/05/07-1153 Received: 18/05/07-1226

TEST	RESULTS	FLAG	REFERENCE RANGE
TSH	2.42		0.3-5 mIU/L
FERRITIN	346	H	22-322 ug/L
VITAMIN B12	197		156-672 pmol/L

** END OF REPORT **

Page 2

Delivered To : FAX TO 625-1842

Cape Breton District Health Authority
 1482 George Street
 Sydney, Nova Scotia B1P 1P3
 CAPE BRETON REGIONAL
 LABORATORY SERVICES
 (902)567-7923

NAME: COPP, DOUGLAS FINLEY
 UPHI#:0011427564
 DOB: Aug 3 1951
 ACCT#:CF0071511/07
 ADDRESS: 563 CHARLOTTE ST
 ADDRESS: SYDNEY, NS, B1P 1K6
 PHONE#: (902)567-1227
 LOCATION: CB.LAB
 ATTENDING DR: BOUCHER, C BEN MD
 SUBMITTING DR: BOUCHER, C BEN MD
 COPIES TO : FAX TO 625-1842

Specimen: 1805:CH00688R Collected: 18/05/07-1153 Received: 18/05/07-1226

TEST	RESULTS	FLAG	REFERENCE RANGE
> GLUCOSE RANDOM	5.5		3.8-6.1 mmol/L
> UREA	9.3	H	3.2-7.1 mmol/L
> CREATENINE LYTES	109		71-133 umol/L
> SODIUM	145		137-145 mmol/L
> POTASSIUM	4.3		3.6-5.0 mmol/L
> CHLORIDE	108	H	98-107 mmol/L
> BILI, TOTAL	7.0		3.0-22.0 umol/L
> BILI, DIRECT	0.0		0-7 umol/L
> AST	30		15-46 U/L
> ALT	56		11-66 U/L
> LDH	449		313-618 U/L
> CK	220	H	55-170 U/L

Specimen: 1805:HE00595R Collected: 18/05/07-1153 Received: 18/05/07-1226

TEST	RESULTS	FLAG	REFERENCE RANGE
> ESR	8		0-10 mm/Hr
CBC WITH DIFF			
> WBC	5.6		4.0-11.0 10e9/L
> RBC	4.68		4.40-6.10 10e12/L
> HGB	144		130-180 g/L
> HCT	0.411		0.400-0.520 L/L
> MCV	87.8		80-100 fL
> MCH	30.7		27.0-32.0 pg
> MCHC	350		310-360 g/L
> RDW	0.128		0.115-0.145
> PLTS	268		150-400 10e9/L
> MPV	7.2	L	7.4-10.4 fL
> NEUTS (AUTO)	0.602		0.450-0.750
> LYMPHS (AUTO)	0.291		0.200-0.450
> MONOS (AUTO)	0.082		0.020-0.100
> EOSINS (AUTO)	0.022		0.000-0.060
> BASOS (AUTO)	0.003		0.000-0.020
> NEUTS #	3.9		1.8-8.2 10e9/L
> LYMPHS #	1.9		0.8-5.0 10e9/L
> MONOS #	0.5		0.1-1.1 10e9/L

** CONTINUED ON NEXT PAGE **

Delivered To : BOUCHER,C BEN MD

Cape Breton District Health Authority **NAME:** COPP, DOUGLAS FINLEY
 1482 George Street **UPHI#:** 0011427564 **UNIT#:** CB00289266
 Sydney, Nova Scotia B1P 1P3 **DOB:** Aug 3 1951 **AGE/SEX:** 55/M
ACCT#: CF0071511/07
ADDRESS: 563 CHARLOTTE ST
CAPE BRETON REGIONAL ADDRESS: SYDNEY, NS, B1P 1E6
LABORATORY SERVICES PHONE#: (902) 567-1227
 (902) 567-7923 **LOCATION:** CB.LAB **ROOM/BED:**
ATTENDING DR: BOUCHER,C BEN MD
SUBMITTING DR: BOUCHER,C BEN MD
COPIES TO : FAX TO 625-1842

Specimen: 1805:CH00688R **Collected:** 18/05/07-1153 **Received:** 18/05/07-1226

TEST	RESULTS	FLAG	REFERENCE RANGE
> GLUCOSE RANDOM	5.5		3.8-6.1 mmol/L
> UREA	9.3	H	3.2-7.1 mmol/L
> CREATININE	109		71-133 umol/L
LYTES			
> SODIUM	145		137-145 mmol/L
> POTASSIUM	4.3		3.6-5.0 mmol/L
> CHLORIDE	108	H	98-107 mmol/L
> BILI, TOTAL	7.0		3.0-22.0 umol/L
> BILI, DIRECT	0.0		0-7 umol/L
> AST	30		15-46 U/L
> ALT	56		11-66 U/L
> LDH	449		313-618 U/L
> CK	220	H	55-170 U/L

Specimen: 1805:HE00595R **Collected:** 18/05/07-1153 **Received:** 18/05/07-1226

TEST	RESULTS	FLAG	REFERENCE RANGE
> ESR	8		0-10 mm/Hr
CBC WITH DIFF			
> WBC	6.6		4.0-11.0 10e9/L
> RBC	4.68		4.40-6.10 10e12/L
> HGB	144		130-180 g/L
> HCT	0.411		0.400-0.520 L/L
> MCV	87.8		80-100 fL
> MCH	30.7		27.0-32.0 pg
> MCHC	350		310-360 g/L
> RDW	0.128		0.115-0.145
> PLTS	268		150-400 10e9/L
> MPV	7.2	L	7.4-10.4 fL
> NEUTS (AUTO)	0.602		0.450-0.750
> LYMPHS (AUTO)	0.291		0.200-0.450
> MONOS (AUTO)	0.082		0.020-0.100
> EOSINS (AUTO)	0.022		0.000-0.060
> BASOS (AUTO)	0.003		0.000-0.020
> NEUTS #	3.9		1.8-8.2 10e9/L
> LYMPHS #	1.9		0.8-5.0 10e9/L
> MONOS #	0.5		0.1-1.1 10e9/L

Delivered To : BOUCHER, C BEN MD

Cape Breton District Health Authority **NAME:** COPP, DOUGLAS FINLEY
1482 George Street **UPHI#:** 0011427564 **UNIT#:** CB00289266
Sydney, Nova Scotia B1P 1P3 **DOB:** Aug 3 1951 **AGE/SEX:** 55/M
CAPE BRETON REGIONAL **ACCT#:** CF0071511/07
LABORATORY SERVICES **ADDRESS:** 563 CHARLOTTE ST
(902) 567-7923 **PHONE#:** (902) 567-1227 **ADDRESS:** SYDNEY, NS, B1P 1E6
LOCATION: CB.LAB **ROOM/BED:**
ATTENDING DR: BOUCHER, C BEN MD
SUBMITTING DR: BOUCHER, C BEN MD
COPIES TO : **FAX TO** 625-1842

Specimen: 1805:HE00595R **Collected:** 18/05/07-1153 **Received:** 18/05/07-1226

TEST	RESULTS	FLAG	REFERENCE RANGE
> EOSINS #	0.1		0.0-0.7 10e9/L
> BASOS #	0.0		0.0-0.2 10e9/L

Specimen: 1805:IA00417R **Collected:** 18/05/07-1153 **Received:** 18/05/07-1226

TEST	RESULTS	FLAG	REFERENCE RANGE
> TSH	2.42		0.3-5 mIU/L
> FERRITIN	346	H	22-322 ug/L
> VITAMIN B12	397		156-672 pmol/L

Print Date [May 18, 2007]		Scheduling Nova Scotia **LIVE**		
Print Time [8:01 am]		Appointment List by Provider by User		
		BOUCHER,C BEN MD	Fax []
Booking Date [May 17, 2007]				
Start Dept [DIAGNOSTIC IMAGING REGIONAL]				
End Dept [DIAGNOSTIC IMAGING REGIONAL]				
Unit No.	Patient Name	Patient phone	Health Card No	Made By
	Appointment Type		Date	Time
CB.OI	DIAGNOSTIC IMAGING REGIONAL			
CB00289266	COPP,DOUGLAS FINLEY CB.GECXR/GE-CHEST 2 VIEWS CHEST XRAY APPT GIVEN	(902)567-1227	0011427564 May 22, 2007	MACINTPM 9:30 am

*Patient
Notified*

MAY 18 2007

Please fax reports to 625-1842 Thank

STRAIT-RICHMOND HOSPITAL LAB REQUISITION

****NEW - SRH LAB COLLECTION HOURS 7AM-3PM**

DATE: 12/5/07

PATIENT'S NAME: Douglas Corp

DIAGNOSIS: ? biopsy follow-up

DOCTOR'S SIGNATURE: _____

FAST-NOTHING TO EAT OR DRINK FOR **12 HOURS

** HLA - COLLECTED ONLY MONDAY & TUESDAY PRIOR TO NOON

BIOCHEMISTRY	BIOCHEMISTRY	URINALYSIS	REFERRED OUT TESTS	HALIFAX
GLUCOSE AC = GLUAC	TSH = TSH	ROUTINE = UA + SRNC	ANTIGONISH	ANTI-NUCLEAR AB=ANA
GLUCOSE PC = GLUPC	FT4 = FT4	CULTURE=		HLA B27 = SAME FOR REQUIRED
GLUCOSE RANDOM = GLUR	B12 = B12	PREG TEST = HCG + UA	IMMUNOGLOB=IGAM + KL	ANTI-DNA = DNA
GLUC 50 GRM LOAD=GTTLOAD	FOLATE = FOL	SEMIEN	KAPPA/LAMBDA = KL	HIV = HIV
GLUC TOLERANCE=GTTG(GEST)	FERRITIN = FER	POST VASECTOMY = SAPV	HbsAG = HEPBSAG	HbsAb = HEPBSAB
GLUC TOLERANCE 75G = GTT	PSA = PSA	FERTILITY STUDIES = SA	RST = RPR	HEPT C = HEP C
UREA = UREA	CAP BLOOD GASES=CBG	BY APPT. ONLY	RUBELLA = RUB	HEPTA (IgM)=HEPA
CREATININE = CREAT		STOOL	ABO/RH	TESTOSTERONE =
ELECTROLYTES = LYTES		OCCULT BLOOD = STOB1+SRNC	AB SCREEN - EDC	TESTOS
BILI TOTAL/DIRECT=BILT/BILD		FECAL LEUCOCYTES=STWBC	LH, FSH, PROL = SAME AS	CORTISOL = CORT
SGOT = AST	HEMATOLOGY	STOOL C/S	B-HCG = BHCG	STONE CL=STONE
LDH = LDH	CBC	STOOL O/P	C-REACTIVE PROT. = CRP	VARICELLA ZOSTER=VZ
CPK = CK	SED RATE = ESR		CORTISOL=CORT	PROT ELECTROPHORESIS=SPE
SGPT = ALT	OTHER =		PHENYTOIN = PHENY	
AMYLASE = AMY-P	COAGULATION		VALPORATE ACID = VALP	
ALK PHOS = ALK	PTINR		CEA = CEA	
TOTAL PROTEIN = TP	PTT		HA1C = A1C	
ALBUMIN = ALB			PROGESTERONE=PROG	
GLOBULIN = AG	IMMUNOLOGY:		TESTOSTERONE=TESTOS	
URIC ACID = URIC	RA/LATEX FIXATION=RAQ			
CALCIUM = CA	MONOTEST = MONO			
PHOSPHORUS = PHOS	H-PYLORI = HPYA			
CHOL/TRIG/HDL/LDL = LIPID				
FRUCTOSAMINE = FRUC	EGG- NO APPT			
LITHIUM = LI	HOLTER = APPT ONLY			
MAGNESIUM = MG	EVENT MONITOR - APPT ONLY			
GAMMA GT = GGT				
BICARBONATE = HC03				

PATIENT INSTRUCTIONS FOR DRUG LEVELS

DIGOXIN (LANOXIN): = DIG -6-24 HOURS PAST DOSAGE
 CARBAMAZEPINE- (TEGRETOL) = CARB - JUST PRIOR TO NEXT DOSE
 VALPORATE ACID = VALP - JUST PRIOR TO NEXT DOSE
 DILANTIN (PHENYTOIN) = PHENY - JUST PRIOR TO NEXT DOSE
 PHENOBARBITOL = PHEN - JUST PRIOR TO NEXT DOSE

Please fax report
to 625-1842 Thank you

CBRH

ST. MARTHA'S REGIONAL HOSPITAL
Antigonish, Nova Scotia

X-RAY CONSULTATION

Tues 9:30am
May 22nd

X-RAY CONSULTATION

Surname: Copp Christian Names: Doug
(Block letters please)
Age: Aug 3, 1951 Address: 563 Charlotte st, Sydney NS 567-1227
Hospital No. Class: (Please tick) Priv. WCB. DVA. DPH.
Ward: Doctor: C.B. Bucher Previously Examined Here? Yes No
902-625-3707
For Out Patients, Please Specify: Insured Uninsured M.S.I. 0011-427-564

Requests should contain the following information
and be signed by the attending Doctor:

1. Provisional Diagnosis:

? bronchitis
? pneumonia

2. Significant Clinical Findings:

copious prod to
phlegm, some
discolored
diffuse creps

3. Examination Desired:

CXR

4. Signed: [Signature]

5. Date: 17/5/07

8440330

FOR X-RAY DEPARTMENT USE ONLY

X-Ray Serial Number:

Date Request Received:

Date of examination:

Films Used

6 x 8 8 x 10
10 x 12 11 x 14
14 x 17 Dental:

Views Taken

Part	Cms.	KV.	MaS.	Dist.

T units R units

Films taken by:

Wet films checked by:

Guysborough Antigonish Strait
Health Authority

STRAIT RICHMOND HOSPITAL
LABORATORY SERVICES

RR 1 CLEVELAND
RICHMOND CO., NS B0E 1J0
Lab Fax (902) 625-2078

NAME: COPP, DOUGLAS FINLEY
UPHI#: 0011427564 UNIT#: SR00043482
DOB: Aug 3 1951 AGE/SEX: 55/M
ACCT#: LA0031798/06
ADDRESS: 563 CHARLOTTE ST
ADDRESS: SYDNEY, NS, B1P 1E6
PHONE#: (902) 567-1227
LOCATION: SR.LAB ROOM/BED:
ATTENDING DR: BOUCHER, C BEN MD
SUBMITTING DR: BOUCHER, C BEN MD
COPIES TO :

Specimen: 1101:CH00982R Collected: 11/01/07-1313 Received: 11/01/07-1322

TEST	RESULTS	FLAG	REFERENCE RANGE
> ALK PHOSPHATASE	76		40-129 U/L
> AMYLASE, PANCREA	37		13-53 U/L
> LDH	232	H	135-225 U/L
> CK	258	H	0-170 U/L
> CKMB	4.82		1.35-4.94 ug/L

Specimen: 1101:IA00523R Collected: 11/01/07-1313 Received: 11/01/07-1322

TEST	RESULTS	FLAG	REFERENCE RANGE
TSH	2.33		0.27-4.20 mIU/L
FREE T4	17.7		12.00-22.00 pmol/L
> FERRITIN	324.6		30-400 ug/L
> FOLATE	30.7		9.5-45.2 nmol/L
> VITAMIN B12	1303.0	H	179.0-660.0 pmol/L
> PSA	1.56		0.0-3.89 ug/L

567-1227
Spoke to Dr Tim Smith
- Concurred with you on
him not having no more
Edta.

Guysborough Antigonish Strait
Health Authority

STRAIT RICHMOND HOSPITAL
LABORATORY SERVICES

RR 1 CLEVELAND
RICHMOND CO., NS B0E 1J0
Lab Fax (902)625-2078

NAME: COPP, DOUGLAS FINLEY
UPHI#: 0011427564 UNIT#: SRO0043482
DOB: Aug 3 1951 AGE/SEX: 55/M
ACCT#: LA0031798/06
ADDRESS: 563 CHARLOTTE ST
ADDRESS: SYDNEY, NS, B1P 1E6
PHONE#: (902)567-1227
LOCATION: SR.LAB ROOM/BED:
ATTENDING DR: BOUCHER, C BEN MD
SUBMITTING DR: BOUCHER, C BEN MD
COPIES TO :

Specimen: 1101:CH00982R

Collected: 11/01/07-1313

Received: 11/01/07-1322

TEST	RESULTS	FLAG	REFERENCE RANGE																
> GLUCOSE AC	5.5		3.05-6.38 mmol/L																
> UREA	10.8	H	0-8.3 mmol/L																
> CREATININE	107	H	62-106 umol/L																
> URIC ACID	539	H	<420 umol/L																
<i>LIPIDS</i>																			
> CHOLESTEROL	5.8	H	0-5.2 mmol/L																
> TRIGLYCERIDES	4.31	H	0-2.3 mmol/L																
> LDL CHOLESTEROL	2.91		0.00-3.40 mmol/L																
> HDL	0.94	L	>1.4																
> CHOL/HDL RATIO	6.1																		
<p><i>NATIONAL GUIDELINES: For the management of Dyslipidemia and the prevention of Cardiovascular Disease: 2003 update.</i></p> <p><i>7 Risk Factors: Age, Family History, Smoking, Hypertension, high LDL, low HDL, and Diabetes.</i></p> <p><i>RISK CATEGORIES AND TARGET LIPID LEVELS:</i></p> <table border="1"> <thead> <tr> <th>Risk Category</th> <th>Risk</th> <th>LDL-C Level (mmol/L)</th> <th>Chol/HDL Ratio</th> </tr> </thead> <tbody> <tr> <td>High</td> <td>>20%, **</td> <td><2.5</td> <td><4.0</td> </tr> <tr> <td>Moderate</td> <td>11%-19%</td> <td><3.5</td> <td><5.0</td> </tr> <tr> <td>Low</td> <td><10%</td> <td><4.5</td> <td><6.0</td> </tr> </tbody> </table> <p><i>**Or history of Diabetes or any Atherosclerotic Disease.</i></p> <p><i>Reference: CMAJ. Oct 28:2003:169(9)</i></p> <p><i>Note: For calculation of total risk points for 10 year risk of Coronary Artery Disease refer to the form located in: CMAJ. Oct. 28:2003:2003:169(9)</i></p> <p><i>Revised: JAN 12, 2004</i></p>				Risk Category	Risk	LDL-C Level (mmol/L)	Chol/HDL Ratio	High	>20%, **	<2.5	<4.0	Moderate	11%-19%	<3.5	<5.0	Low	<10%	<4.5	<6.0
Risk Category	Risk	LDL-C Level (mmol/L)	Chol/HDL Ratio																
High	>20%, **	<2.5	<4.0																
Moderate	11%-19%	<3.5	<5.0																
Low	<10%	<4.5	<6.0																
> BILI, TOTAL	5.3		0-17 umol/L																
> BILI, DIRECT	1.4		0.0-3.4 umol/L																
> AST	28.0		0-37 U/L																
> ALT	60.6	H	7-40 U/L																

Guysborough Antigonish Strait
Health Authority

STRAIT RICHMOND HOSPITAL
LABORATORY SERVICES

RR 1 CLEVELAND
RICHMOND CO., NS B0E 1J0
Lab Fax (902)625-2078

NAME: COPP, DOUGLAS FINLEY
UPHI#:0011427564 UNIT#: SR00043482
DOB: Aug 3 1951 AGE/SEX: 55/M
ACCT#:LA0031798/06
ADDRESS: 563 CHARLOTTE ST
ADDRESS: SYDNEY, NS, B1P 1E6
PHONE#: (902)567-1227
LOCATION: SR.LAB ROOM/BED:
ATTENDING DR: BOUCHER, C BEN MD
SUBMITTING DR: BOUCHER, C BEN MD
COPIES TO :

Specimen: 1101:HE00792R

Collected: 11/01/07-1313

Received: 11/01/07-1322

TEST	RESULTS	FLAG	REFERENCE RANGE
> ESR	10		0-10 mm/Hr
RETIC			
> RETICS	0.017	H	0.005-0.015
CBC WITH DIFF			
> WBC	6.9		4.5-11.0 10e9/L
> RBC	4.83		4.60-6.20 10e12/L
> HGB	151		135-180 g/L
> HCT	0.43		0.40-0.54 L/L
> MCV	89.2		76-96 fL
> MCH	31.3		27-32 pg
> MCHC	350		320-360 g/L
RDW	0.132		0.115-0.145
PLTS	222		150-450 10e9/L
> MPV	9.1		7.4-10.4 fL
> NEUTS (AUTO)	0.654		0.400-0.740
> LYMPHS (AUTO)	0.245		0.190-0.480
> MONOS (AUTO)	0.081		0.034-0.090
> EOSINS (AUTO)	0.019		0.000-0.070
> BASOS (AUTO)	0.001		0.000-0.020
> NEUTS #	4.5		1.8-7.8 10e9/L
> LYMPHS #	1.7		1.0-4.8 10e9/L
> MONOS #	0.6		0.0-1.0 10e9/L
> EOSINS #	0.1		0.0-0.5 10e9/L
> BASOS #	0.0		0.0-0.2 10e9/L

ST. MARTHA'S REGIONAL HOSPITAL
Antigonish, NS

43482
Division of Cytopathology
Cytology Report

Submitting Dr: BOUCHER, C BEN MD
Other Dr:
Other Dr:
Other Dr:
Pt Location: SR.LAB

Patient Name: COPP, DOUGLAS FINLEY
DOB\Sex: 03/08/1951 \ M
HCN#: 0011427564
Unit #: SR00043482
Account#: LA0029263/06

Spec Number: MN06-296
Spec Type: CYTOLOGY SYNOVIAL FLUID

Coll Date: 13/12/06
Recv Date: 14/12/06

CLINICAL HISTORY

CLINICAL HISTORY: FLUID FROM ? GANGLION LT WRIST-

NON GYNE RESULTS

Category: **NEGATIVE FOR MALIGNANCY**

Signed By: <signature on file>
Dr. Leon M Desormeau 09/01/07

Guysborough Antigonish Strait
Health Authority

STRAIT RICHMOND HOSPITAL
LABORATORY SERVICES

RR 1 CLEVELAND
RICHMOND CO., NS B0E 1J0
Lab Fax (902)625-2078

NAME: COPP, DOUGLAS FINLEY
UPHI#: 0011427564 UNIT#: SR00043482
DOB: Aug 3 1951 AGE/SEX: 55/M
ACCT#: LA0029263/06
ADDRESS: 563 CHARLOTTE ST
ADDRESS: SYDNEY, NS, B1P 1E6
PHONE#: (902)567-1227
LOCATION: SR.LAB ROOM/BED:
ATTENDING DR: BOUCHER, C BEN MD
SUBMITTING DR: BOUCHER, C BEN MD
COPIES TO :

Specimen: 06:M0087877R Collected: 13/12/06-UNK Status: COMP Req#: 01826437
Received: 13/12/06-1210
Source: ASPIRATE (SPECIFY)
Sp Desc:
Ordered: ASPIRATE CUL
Comments: SPECIMEN NOT DATED
Queries: Antibiotics? UNK
Aspirate (specify): FLUID FR.?GANGLIOMA LT WRIST
Diagnosis: ? GANGLIOMA L WST

MICROBIOLOGY

> ASPIRATE CULTURE (AERO+ANAEROB) Final (a) 18/12/06-1057

ONE SPECIMEN RECEIVED AT SMR; SENT FOR CYTOLOGY TESTING.
SPECIMEN NOT SENT TO MICROBIOLOGY LAB FOR C&S DUE TO LAB
ERROR.
LAB (WILMA) SRH NOTIFIED 18/12/06, BAC.

(a) ***** Test Performed at St. Martha's Regional Hospital LAB *****

Cape Breton Pulmonary Unit - Glace Bay N.S.
Pulmonary Function Report
 Standard Data Sheet

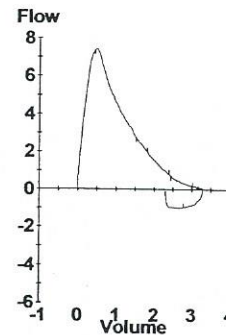
Name: COPP, DOUGLAS
 Age: 54
 Gender: Male
 Height(in): 69
 Weight(lb): 250

Room: PFT - 1
 Temp: 25
 Height(cm): 175
 Weight(kg): 113.8

ID: 0011427564
 Date: 02/08/06
 PBar: 742
 Specialist :
 Family Physician: BOUCHER
 Technician: Danette Murphy

Spirometry

	Ref	Pre Meas	Pre % Ref	Post Meas	Post % Ref	Post % Chg
FVC Liters	4.69	3.30	70			
FEV1 Liters	3.74	2.43	65			
FEV1/FVC %	80	74				
FEF25-75% L/sec	3.65	1.78	49			
FEF25% L/sec	7.88	7.25	92			
FEF50% L/sec	4.45	2.44	55			
FEF75% L/sec	1.70	0.66	39			
PEF L/sec	8.59	7.43	87			
FIVC Liters	4.69	0.98	21			
MVV L/min	144					

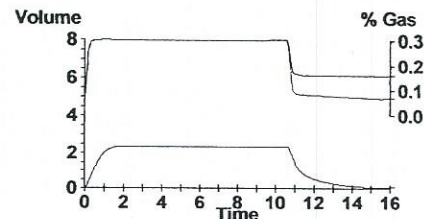


Lung Volumes

	Ref	Pre Meas	Pre % Ref	Post Meas	Post % Ref	Post % Chg
VC Liters	4.69	3.30	70			
TLC Liters	6.75	5.10	76			
RV Liters	2.06	1.80	87			
RV/TLC %	31	35				
FRC PL Liters	3.46					
FRC N2 Liters	3.46	2.12	61			
IRV Liters	1.55	0.32	21			
IC Liters	3.10	2.98	96			

Diffusion

	Ref	Pre Meas	Pre % Ref	Post Meas	Post % Ref	Post % Chg
DLCO mL/mmHg/min	29.4					
DLCO/VA mL/mHg/min/L	5.24					
VA Liters						
IVC Liters	4.69					



Flow Cal Date: 02/08/06

Flow Cal Time: 13:13

Pred Volume: 3.00

Expire Avg: 3.01

Inspire Avg: 3.04

Version: IVS-0101-12-1A

PF Reference: Glace Bay

Technician Comments

P.O.P.
 PFT'S WERE DONE AT 1330 HOURS.
 BASELINE SpO2 = 98%
 WE WERE UNABLE TO OBTAIN A VALID DLCO AFTER REPEATED EFFORTS.
 PATIENT WAS HYPERVENTILATING THROUGHOUT TESTING. TEST MAY BE SUBOPTIMAL BUT THE BEST OBTAINED.

Cape Breton Pulmonary Unit - Glace Bay N.S.

Pulmonary Function Report

Standard Data Sheet

Name: COPP, DOUGLAS

Age: 54

Gender: Male

Height(in): 69

Weight(lb): 250

Room: PFT - 1

Temp: 25

Height(cm): 175

Weight(kg): 113.8

ID: 0011427564

Date: 02/08/06

PBar: 742

Specialist :

Family Physician: BOUCHER

Technician: Danette Murphy

