

Dr Snow

Records From His Office

Dr William F. Snow, M.D., F.R.C.S.(C)

Eye Physician & Surgeon

*316 St Peter's Road
Sydney, N.S. B1P 4R1
Telephone (902) 539-4497*

September 28, 2004

Dr. Ben Boucher
305 Unit 1, Granville St.,
Port Hawkesbury, N.S.
B9A 2M5

Re: Doug Copp - August 3, 1951 -
Date of Visit - September 29, 2004 -

Dear Dr. Boucher:

Thank you very much for asking me to see this most pleasant fellow who has a very complicated medical history. His biggest concerns are that of intermittent dry eyes as well as intermittent pain and questionable high pressures in his eyes. He says that he was seen by an Ophthalmologist in the United States.

On examination he was noted to have 20/20- vision in both eyes with pressures of 16 OU at 9 a.m. His optic nerves look about .6 cup-to-disc ratio with healthy neuro retinal rims and retinas look pretty good. No cataracts were seen.

This man probably has normal eyes but we will do some visual field testing to confirm that indeed this is a physiological cupping. I have reassured Doug that his problems with near vision is related to presbyopia rather than his exposure to any toxins.

Thank you,

William F. Snow

William F. Snow

WFS/gml
cc file
dnr

Dr. William F. Snow, M.D., F.R.C.S.(C)

Eye Physician & Surgeon

*316 St Peter's Road
Sydney, N.S. B1P 4R1
Telephone (902) 539-4497*

January 24, 2006

Mr. Doug Copp
563 Charlotte St.,
Sydney, N.S.
B1P 1E6

Dear Mr. Copp:

On examination on January 9, 2006 you had 6/7.5-2 vision in both eyes. Intra ocular pressures were 17 in both eyes and normal. Discs were .6 to .7 cup-to-disc ratio with physiological cupping. Visual fields do not show any significant defects. The visual field defect that showed non-specific narrowing of the field test done in April 2004 has reversed itself so there has been a great improvement in his fields. This reversibility may have been caused from his toxicity from heavy metal poisoning and has now improved. There is a pre corneal deficiency of tears.

Apart from the dry eyes, I think that your eyes look pretty good considering what you have gone through.

Thank you,

William F. Snow

William F. Snow

WFS/gml
cc file
dnr

Single Field Analysis

Eye: Right

Name: COPP, DOUG

DOB: 08-03-1951

ID:

Central 24-2 Threshold Test

Fixation Monitor: Gaze/Blind Spot

Stimulus: III, White

Pupil Diameter:

Date: 01-22-2007

Fixation Target: Central

Background: 31.5 ASB

Visual Acuity:

Time: 2:16 PM

Fixation Losses: 1/11

Strategy: SITA-Fast

RX: DS DC X

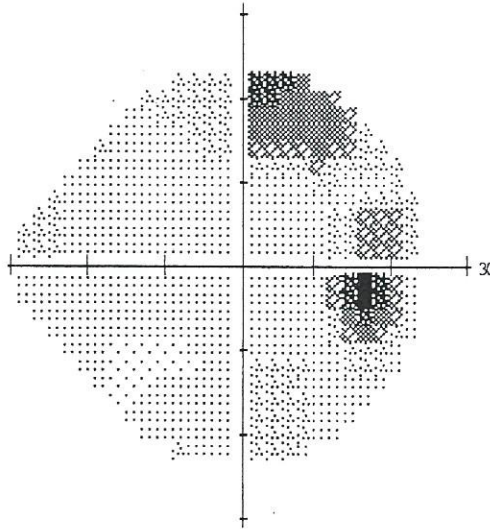
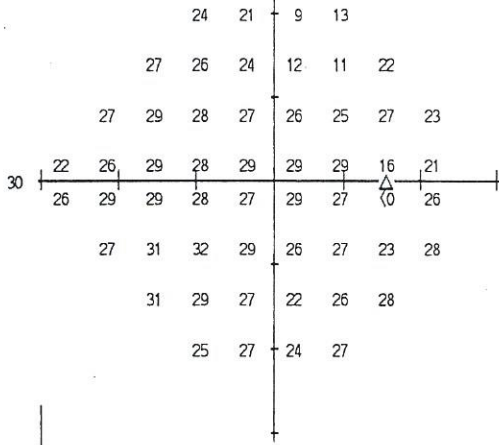
Age: 55

False POS Errors: 4%

False NEG Errors: 5%

Test Duration: 03:43

Fovea: OFF

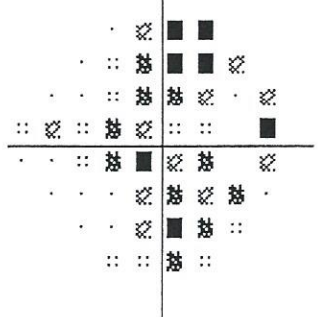


		-3	-6	-18	-14				
		-2	-4	-5	-17	-17	-6		
		-2	-2	-3	-5	-6	-6	-3	-6
		-6	-4	-3	-5	-4	-3	-3	-9
		-2	-2	-3	-4	-6	-4	-5	-5
		-3	0	-1	-4	-7	-5	-8	-3
		1	-2	-4	-9	-5	-3		
		-5	-3	-6	-3				

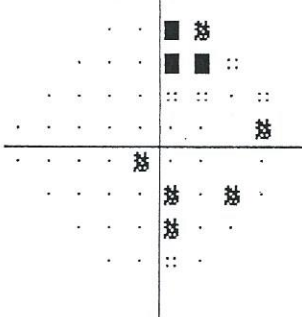
				-1	-4	-16	-12				
				0	-2	-3	-15	-15	-4		
				0	0	-1	-3	-4	-4	-1	-4
				-4	-2	-1	-3	-2	-1	-1	-7
				0	1	-1	-2	-4	-2	-3	-3
				-1	2	1	-2	-5	-3	-6	-1
				3	0	-2	-7	-3	-1		
				-3	-1	-4	-1				

GHT
 Outside normal limits
 MD -4.62 dB P < 1%
 PSD 3.73 dB P < 0.5%

Total Deviation




Pattern Deviation



:: < 5%
 X < 2%
 ■ < 1%
 ■ < 0.5%

Jan 22/07

Dr. William Snow
 316 St. Peters Rd.
 Sydney NS, B1P 4R1
 902.539.4497
 FAX 902.539.4700



*Mon NLS
 for 16/107*

*wed NLS
 Aug 29/07
 235*

*Mon
 Oct 29/07
 8 NLS*

*Thurs
 3/10/07
 8 NLS
 very
 Mex feedback*

Name: COPP, DOUG

DOB: 08-03-1951

ID:

Central 24-2 Threshold Test

Fixation Monitor: Blind Spot

Stimulus: III, White

Pupil Diameter:

Date: 01-22-2007

Fixation Target: Central

Background: 31.5 ASB

Visual Acuity:

Time: 2:22 PM

Fixation Losses: 0/11

Strategy: SITA-Fast

RX: DS DC X


Age: 55

False POS Errors: 1%

False NEG Errors: 4%

Test Duration: 04:08

Fovea: OFF



-19	-9	-19	-16				
-8	-9	-9	-4	-4	-7		
-6	-6	-10	-6	-4	-5	-4	-9
-4	-3	-4	-5	-4	-5	-3	-2
-2	-4	-3	-4	-4	-4	-4	-4
-10	-5	-4	-3	-3	-5	-5	-5
-4	-4	-3	-3	-6	-6		
-4	-5	-5	-15				

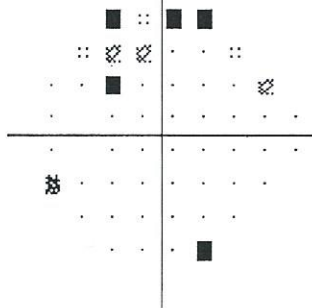
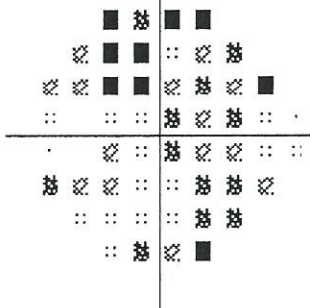
-16	-6	-16	-13				
-5	-6	-6	-1	-1	-4		
-2	-2	-7	-3	-1	-2	-1	-5
-1	0	0	-2	0	-2	0	2
2	0	0	-1	0	-1	-1	-1
-7	-1	-1	0	1	-2	-2	-2
-1	-1	0	0	-3	-3		
-1	-2	-1	-11				

GHT
Borderline/General Reduction

MD -5.44 dB P < 1%
PSD 3.43 dB P < 1%

Total Deviation

Pattern Deviation



:: < 5%
 ☒ < 2%
 ☒ < 1%
 ■ < 0.5%

Dr. William Snow
 316 St. Peters Rd.
 Sydney NS. B1P 4R1
 902.539.4497
 FAX 902.539.4700

CENTRAL 24 - 2 THRESHOLD TEST

NAME COPP, DOUG

STIMULUS III, WHITE, BCKGND 31.5 ASB BLIND SPOT CHECK SIZE III

STRATEGY FULL THRESHOLD

BIRTHDATE 08-03-51 DATE 11-16-05

FIXATION TARGET CENTRAL ID TIME 02:01:04 PM

RX USED DS DCX DEG PUPIL DIAMETER 3.0 MM VA 20/20

*Shus
mus 11/06
per*

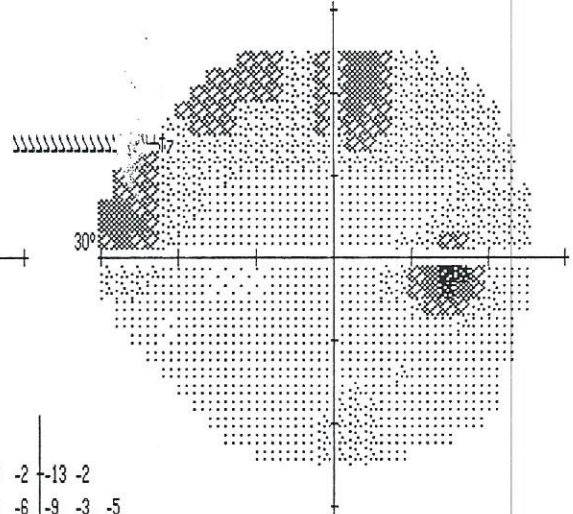
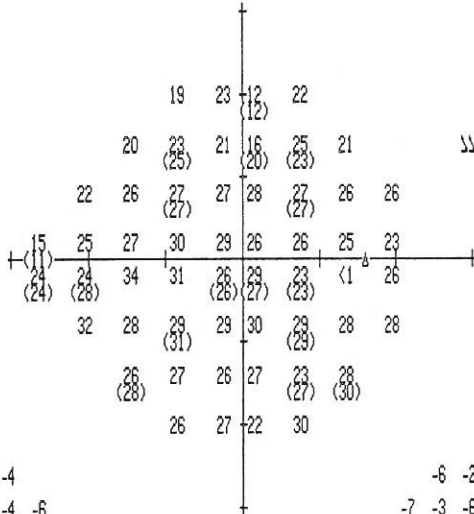
*Ju
June 23/06
9*

*Ju
Oct 10/06
8:30
Next Release*

RIGHT
AGE 54
FIXATION LOSSES 2/21
FALSE POS ERRORS 0/16
FALSE NEG ERRORS 0/11
QUESTIONS ASKED 387

TEST TIME 00:12:49

HFA S/N 630-1191



GLAUCOMA HEMIFIELD TEST (GHT)

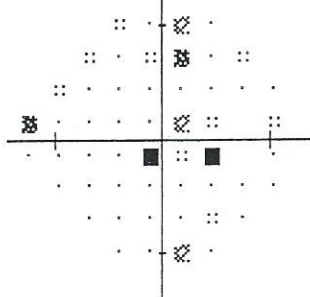
WITHIN NORMAL LIMITS

	-7	-3	-14	-4				
	-8	-4	-8	-10	-4	-6		
	-6	-3	-4	-4	-2	-2	-3	-2
	-13	-3	-3	-1	-3	-6	-5	-6
	-3	-3	3	-1	-6	-4	-8	-4
	4	-2	-1	-2	-1	-2	-2	-1
	-2	-3	-4	-3	-5	-1		
	-2	-2	-7	1				

	-6	-2	-13	-2				
	-7	-3	-6	-9	-3	-5		
	-4	-2	-2	-2	-1	-1	-2	-1
	-12	-2	-2	0	-2	-5	-3	-5
	-1	-2	4	0	-5	-3	-7	-2
	5	-1	0	-1	0	-1	-1	0
	-1	-2	-3	-2	-4	1		
	-1	0	-6	2				

TOTAL DEVIATION

PATTERN DEVIATION



PROBABILITY SYMBOLS

- :: P < 5%
- ⊗ P < 2%
- ⊗ P < 1%
- P < 0.5%

MD -3.37 DB P < 5%
PSD 3.16 DB P < 10%
SF 1.07 DB
CPSD 2.94 DB P < 2%

77 on 10/05

GRAYTONE SYMBOLS

REV BE

SYM										
ASB	.8	2.5	8	25	79	251	794	2512	7943	≥
	.1	1	3.2	10	32	100	316	1000	3162	10000
DB	41	36	31	26	21	16	11	6	1	≤0
	50	40	35	30	25	20	15	10	5	≤0

DR. WILLIAM F. SNOW
216 ST. PETERS RD.
SYDNEY N.S.
B1P 4R1
902-539-4497

HUMPHREY INSTRUMENTS
A CARL ZEISS COMPANY

CENTRAL 24 - 2 THRESHOLD TEST

NAME COPP, DOUG

STIMULUS III, WHITE, BCKGND 31.5 ASB BLIND SPOT CHECK SIZE III

STRATEGY FULL THRESHOLD

BIRTHDATE 08-03-51 DATE 11-16-05

FIXATION TARGET CENTRAL

ID

TIME 02:16:21 PM

RX USED

DS

DCX

DEC

PUPIL DIAMETER 3.0 MM

VA 20/20

LEFT

AGE 54

FIXATION LOSSES 2/21

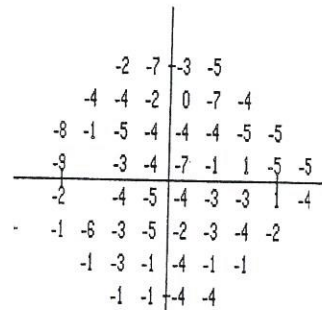
FALSE POS ERRORS 0/8

FALSE NEG ERRORS 2/11

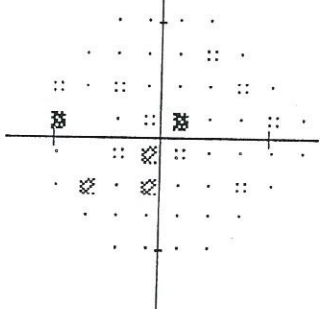
QUESTIONS ASKED 382

TEST TIME 00:12:29

HFA S/N 630-1191



TOTAL DEVIATION



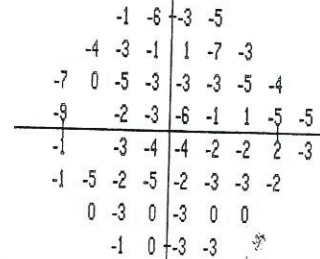
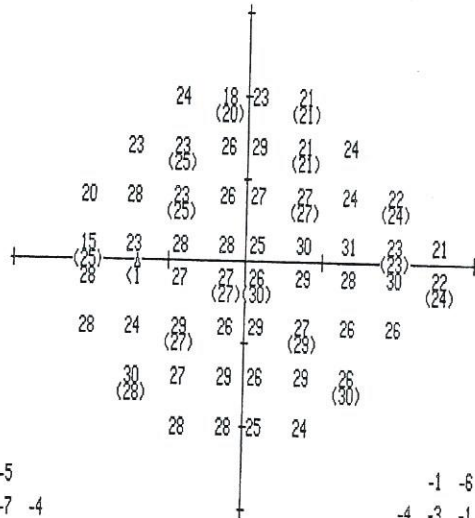
PROBABILITY SYMBOLS

∴ P < 5%

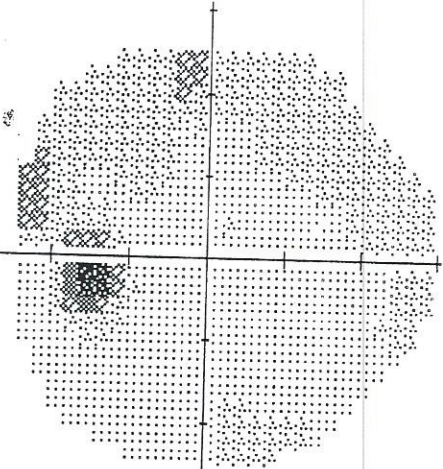
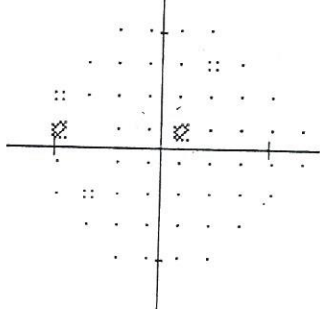
⊗ P < 2%

⊠ P < 1%

■ P < 0.5%



PATTERN DEVIATION



GLAUCOMA HEMIFIELD TEST (GHT)

WITHIN NORMAL LIMITS

MD -3.27 DB P < 5%

PSD 2.25 DB

SF 1.62 DB

CPSD 1.43 DB

GRAYTONE SYMBOLS

REV BE

SYM	∴	⊗	⊠	■	■	■	■	■	■	■
ASB	.8	2.5	8	25	79	251	794	2512	7943	∑
	.1	1	3.2	10	32	100	316	1000	3162	10000
DB	50	40	35	30	25	20	15	10	5	∑0

DR. WILLIAM F. SNOW

216 ST. PETERS RD.

SYDNEY N.S.

B1P 4R1

902-539-4497

HUMPHREY INSTRUMENTS
A CARL ZEISS COMPANY

*and
m 11/05*

CENTRAL 24 - 2 THRESHOLD TEST

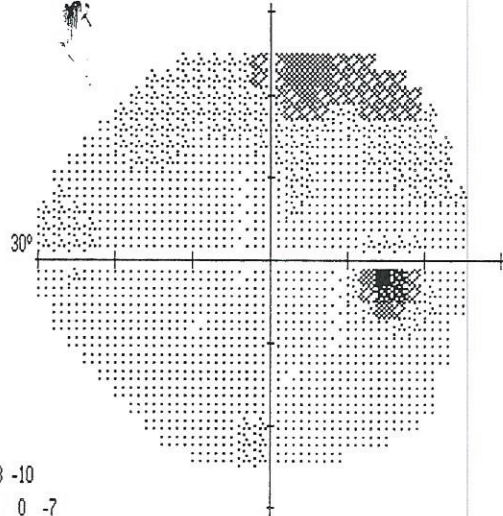
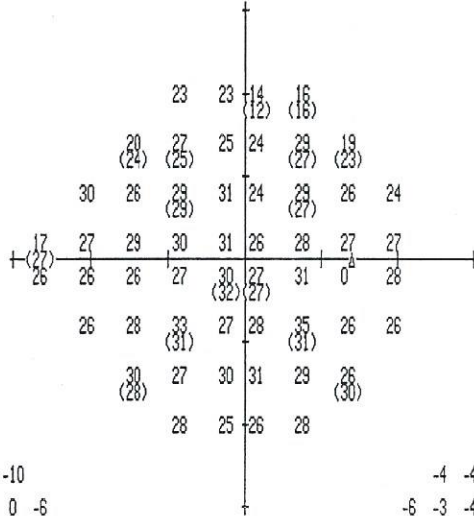
NAME COPP, DOUG
 STIMULUS III, WHITE, BCKGND 31.5 ASB BLIND SPOT CHECK SIZE III
 STRATEGY FULL THRESHOLD

BIRTHDATE 08-03-51 DATE 05-11-05
 FIXATION TARGET CENTRAL ID TIME 12:34:03 PM
 RX USED DS DCX DEG PUPIL DIAMETER 3.0 MM VA 20/20

RIGHT
 AGE 54
 FIXATION LOSSES 2/20
 FALSE POS ERRORS 0/7
 FALSE NEG ERRORS 0/9
 QUESTIONS ASKED 351

TEST TIME 00:11:29

HFA S/N 630-1191



	-3	-3	-13	-10					
	-6	-2	-4	-4	0	-6			
	2	-3	-2	0	-6	-1	-3	-4	
	-4	-1	-1	-1	-1	-6	-3	-2	
	-1	-3	-5	-5	-1	-5	0	-2	
	-2	-2	1	-4	-3	2	-4	-3	
	0	-3	0	1	-1	-2			
	0	-4	-3	-1					

	-4	-4	-13	-10					
	-6	-3	-4	-4	0	-7			
	2	-4	-2	0	-6	-2	-3	-4	
	-5	-2	-2	-2	-1	-6	-3	-3	
	-1	-3	-5	-5	-2	-5	0	-2	
	-3	-2	0	-5	-4	2	-4	-4	
	0	-3	0	1	-2	-2			
	0	-4	-3	-2					

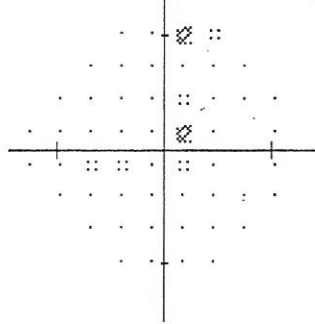
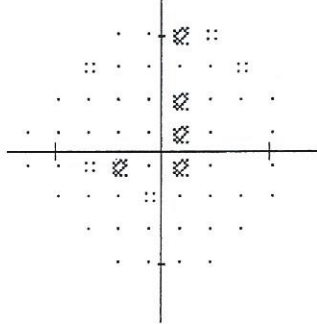
GLAUCOMA HEMIFIELD TEST (GHT)

WITHIN NORMAL LIMITS

m 11/05

TOTAL DEVIATION

PATTERN DEVIATION



PROBABILITY SYMBOLS

- ∴ P < 5%
- ⊗ P < 2%
- ⊗ P < 1%
- P < 0.5%

MD -2.33 DB P < 10%
 PSD 2.59 DB
 SF 1.63 DB
 CPSD 1.91 DB P < 10%

GRAYTONE SYMBOLS

REV BE

SYM										
ASB	.8	2.5	8	25	79	251	794	2512	7943	∞
	.1	1	3.2	10	32	100	316	1000	3162	10000
DB	50	40	35	30	25	20	15	10	5	∞

DR. WILLIAM F. SNOW
 216 ST. PETERS RD.
 SYDNEY N.S.
 B1P 4R1
 902-539-4497

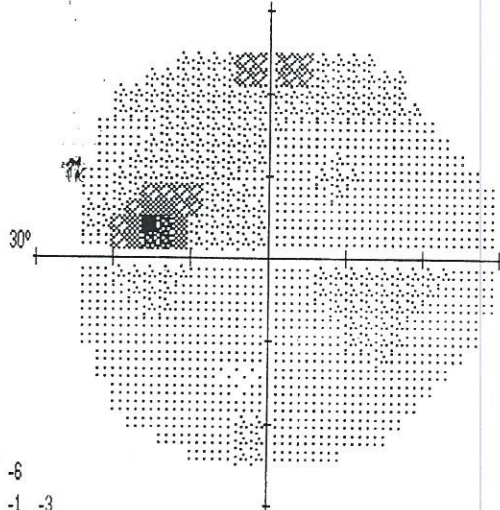
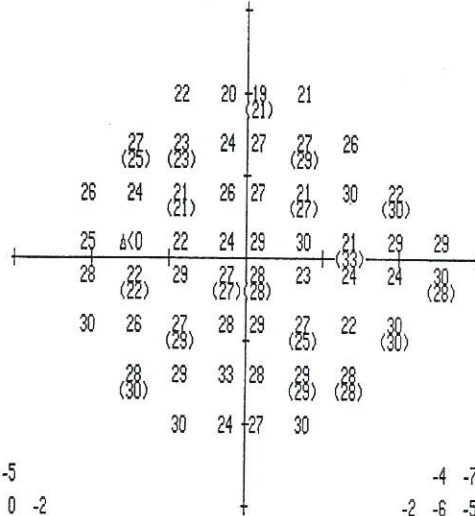
HUMPHREY INSTRUMENTS
 A CARL ZEISS COMPANY

CENTRAL 24 - 2 THRESHOLD TEST

NAME COPP, DOUG
 STIMULUS III, WHITE, BCKGND 31.5 ASB BLIND SPOT CHECK SIZE III
 STRATEGY FULL THRESHOLD

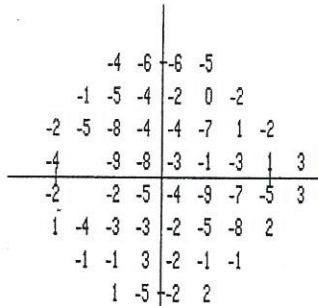
BIRTHDATE 08-03-51 DATE 05-11-05
 FIXATION TARGET CENTRAL ID TIME 12:47:38 PM
 RX USED DS DCX DEG PUPIL DIAMETER 3.0 MM VA 20/20

LEFT
 AGE 54
 FIXATION LOSSES 2/21
 FALSE POS ERRORS 0/13
 FALSE NEG ERRORS 0/11
 QUESTIONS ASKED 399
 TEST TIME 00:12:43
 HFA S/N 630-1191

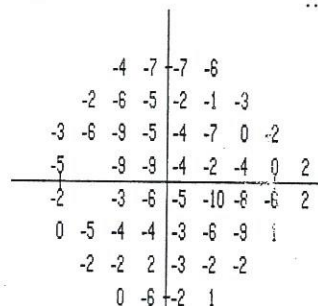


GLAUCOMA HEMIFIELD TEST (GHT)

OUTSIDE NORMAL LIMITS



TOTAL DEVIATION



PATTERN DEVIATION

PROBABILITY SYMBOLS

- ∴ P < 5%
- ⊗ P < 2%
- ⊠ P < 1%
- P < 0.5%

MD -3.24 DB P < 5%
 PSD 3.33 DB P < 5%
 SF 1.67 DB
 CPSD 2.81 DB P < 2%

GRAYTONE SYMBOLS

REV BE

SYM										
ASB	.8	2.5	8	25	79	251	794	2512	7943	10000
	.1	1	3.2	10	32	100	316	1000	3162	10000
DB	50	40	35	30	25	20	15	10	5	≤0

DR. WILLIAM F. SNOW
 216 ST. PETERS RD.
 SYDNEY N.S.
 B1P 4R1
 902-539-4497

HUMPHREY INSTRUMENTS
 A CARL ZEISS COMPANY

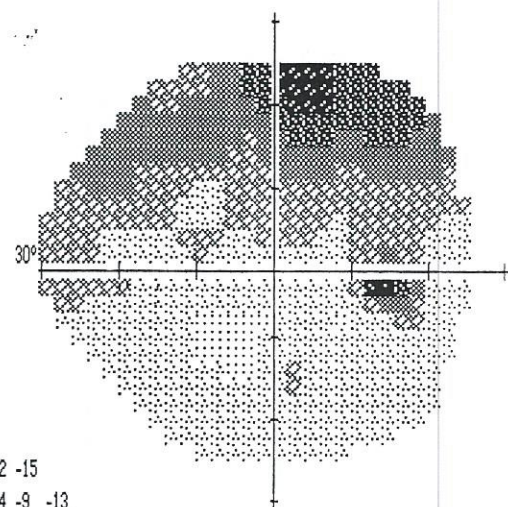
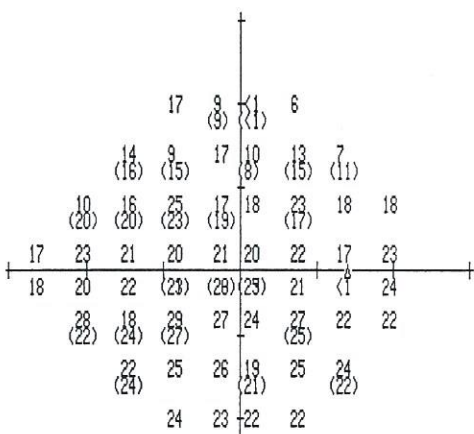
*Went
try 11/35
130*

CENTRAL 24 - 2 THRESHOLD TEST

NAME **COPP, DOUG**
 STIMULUS III, WHITE, BCKGND 31.5 ASB BLIND SPOT CHECK SIZE III
 STRATEGY FULL THRESHOLD

BIRTHDATE **08-03-51** DATE **11-04-04**
 FIXATION TARGET **CENTRAL** ID
 TIME **02:14:27 PM**
 RX USED **DS** **DCX** **DEC** PUPIL DIAMETER **3.0 MM** VA **20/20**

RIGHT
 AGE **53**
 FIXATION LOSSES **3/22**
 FALSE POS ERRORS **0/11**
 FALSE NEG ERRORS **1/11**
 QUESTIONS ASKED **396**
 TEST TIME **00:13:19**
 HFA S/N **630-1191**

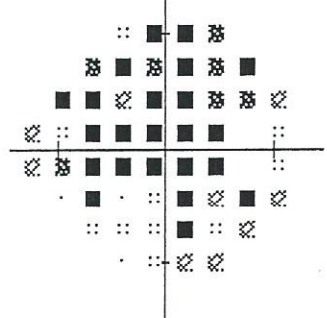


-9	-18	-27	-20
-13	-16	-12	-19
-13	-11	-7	-13
-9	-5	-10	-12
-9	-9	-9	-10
-3	-9	-4	-4
-6	-5	-4	-10
-4	-6	-7	-7

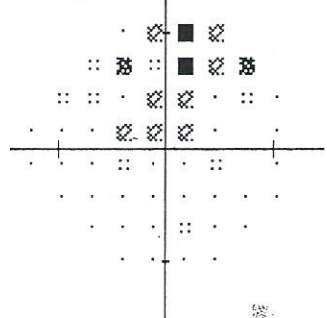
-5	-13	-22	-15
-8	-12	-7	-14
-8	-6	-2	-8
-4	0	-5	-7
-4	-4	-4	-5
2	-4	1	1
-1	0	1	-5
1	-1	-2	-2

OUTSIDE NORMAL LIMITS

TOTAL DEVIATION



PATTERN DEVIATION



PROBABILITY SYMBOLS
 :: P < 5%
 ☒ P < 2%
 ☒ P < 1%
 ■ P < 0.5%

Nov 4/04

MD -8.97 DB P < 0.5%
 PSD 4.17 DB P < 2%
 SF 2.67 DB P < 5%
 CPSD 3.05 DB P < 2%

GRAYTONE SYMBOLS

REV BE

SYM										
ASB	.8	2.5	8	25	79	251	794	2512	7943	≥
	.1	1	3.2	10	32	100	316	1000	3162	10000
DB	41	36	31	26	21	16	11	6	5	1
	50	40	35	30	25	20	15	10	5	≤0

DR. WILLIAM F. SNOW
 216 ST. PETERS RD.
 SYDNEY N.S.
 B1P 4R1
 902-539-4497

HUMPHREY INSTRUMENTS
 A CARL ZEISS COMPANY

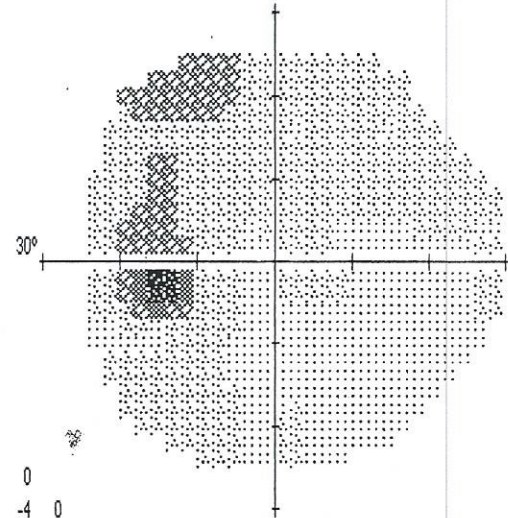
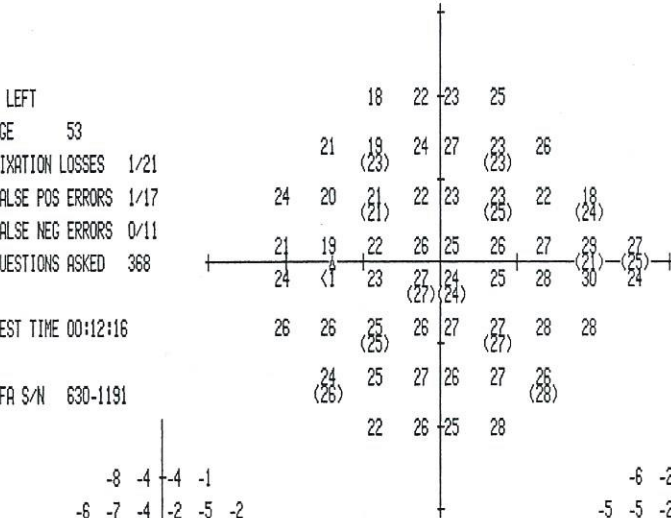
CENTRAL 24 - 2 THRESHOLD TEST
 NAME COPP, DOUG
 STIMULUS III, WHITE, BCKGND 31.5 ASB BLIND SPOT CHECK SIZE III
 STRATEGY FULL THRESHOLD

BIRTHDATE 8-03-51 DATE 11-04-04
 FIXATION TARGET CENTRAL ID TIME 02:27:43 PM
 RX USED DS DCX DEG PUPIL DIAMETER 3.0 MM VA 20/20

LEFT
 AGE 53
 FIXATION LOSSES 1/21
 FALSE POS ERRORS 1/17
 FALSE NEG ERRORS 0/11
 QUESTIONS ASKED 368

TEST TIME 00:12:16

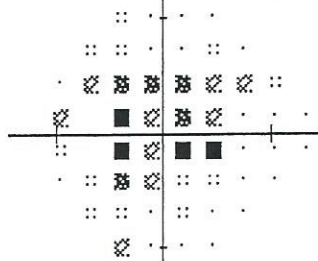
HFA S/N 630-1191



GLAUCOMA HEMIFIELD TEST (GHT)

				-8	-4	-4	-1				
				-6	-7	-4	-2	-5	-2		
				-4	-9	-9	-8	-8	-7	-7	-7
				-8	-9	-6	-7	-6	-4	-3	0
				-6	-8	-5	-8	-7	-3	1	-3
				-3	-4	-6	-5	-4	-5	-2	0
				-5	-5	-3	-4	-3	-2		
				-7	-3	-4	0				

TOTAL DEVIATION

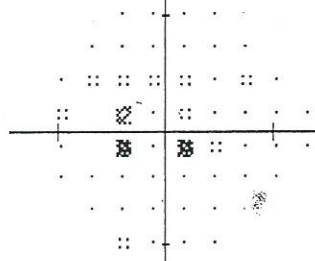


PROBABILITY SYMBOLS

- ∴ P < 5%
- ⊗ P < 2%
- ⊗ P < 1%
- P < 0.5%

				-6	-2	-2	0				
				-5	-5	-2	0	-4	0		
				-2	-7	-7	-6	-6	-5	-6	-5
				-7	-7	-4	-5	-4	-2	-2	2
				-4	-6	-3	-7	-5	-1	3	-1
				-2	-2	-4	-4	-3	-3	0	1
				-3	-3	-1	-2	-1	0		
				-5	-1	-2	2				

PATTERN DEVIATION



BORDERLINE

MD -5.03 DB P < 1%
 PSD 2.62 DB P < 10%
 SF 1.14 DB
 CPSD 2.31 DB P < 5%

	GRAYTONE SYMBOLS					REV BE				
SYM										
ASB	.8	2.5	8	25	79	251	794	2512	7943	≥
	.1	1	3.2	10	32	100	316	1000	3162	10000
DB	41	36	31	26	21	18	11	6	5	≤0
	50	40	35	30	25	20	15	10	5	

DR. WILLIAM F. SNOW
 216 ST. PETERS RD.
 SYDNEY N.S.
 B1P 4R1
 902-539-4497
 HUMPHREY INSTRUMENTS
 A CARL ZEISS COMPANY